



ATTALLA CITY

SCHOOL SYSTEM SNAPSHOT: 2023 EDITION*

101 Case Avenue | Attalla, AL 35954 | (256) 538-8051

Superintendent

Jeff Colegrove






Board Members

Gary A. Huff, Deborah A. Dixon, Joey Nance, Jeff Bush, Allen Snow

 **\$1,053,777**
Cost of One Month's
Operation/General Fund

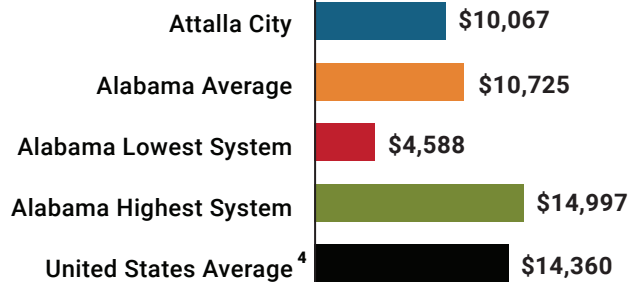
 **1.62**
Number of Months
Reserve Balance

By the Numbers

	Schools ¹	3
	Students/ADM ²	1,440
	Free & Reduced Lunch	69%
	Community Eligibility Program	46%
	Number of Route Buses ³	12
	Buses 10 yrs. old or less.....	75%
	Students Bused.....	483
	Full-Time Employees	187
	Teachers.....	95
	Principals/ Assistant Principals.....	6
	Counselors.....	4
	Librarians.....	3
	Other Certified Employees.....	6
	Support Personnel.....	73

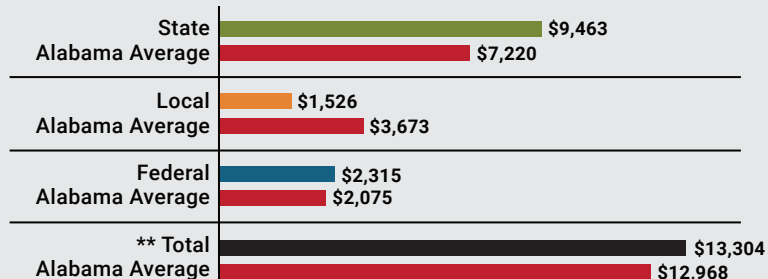
¹ Schools with enrollment, including Alternative and Career Technical Education
² Average Daily Membership (includes virtual students)
³ Data collected in 2021 and used for FY23 funding
⁴ 2021-2022 NEA Rankings of the States

Total Per-Pupil Expenditures (PPE)



Per-Pupil Revenue Sources

Attalla City Revenue Sources



**Total Revenue Among 138 School Systems



1
STATE
RANK

132
LOCAL
RANK

56
FEDERAL
RANK

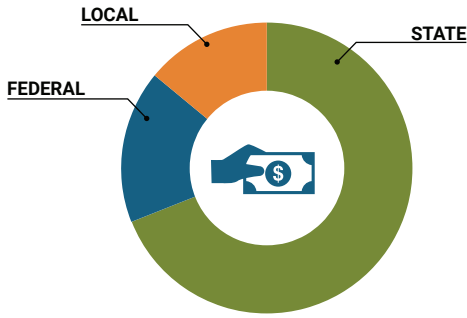
OVERALL SYSTEM RANK 52

LEAs with a substantial increase in reported ADM may show lower rankings since additional revenues reflecting those increases in ADM are not received until the following fiscal year.

* THIS REPORT INCLUDES FISCAL YEAR 2021 DATA

School System Revenue

How was your school system funded?¹



\$13,626,822	STATE	69%
\$3,333,345	FEDERAL	17%
\$2,724,623	LOCAL	14%
\$473,330	Local 10-Mill Match	
\$2,251,293	AVAILABLE LOCAL REVENUE	

VALUE OF 1-MILL For Your School System

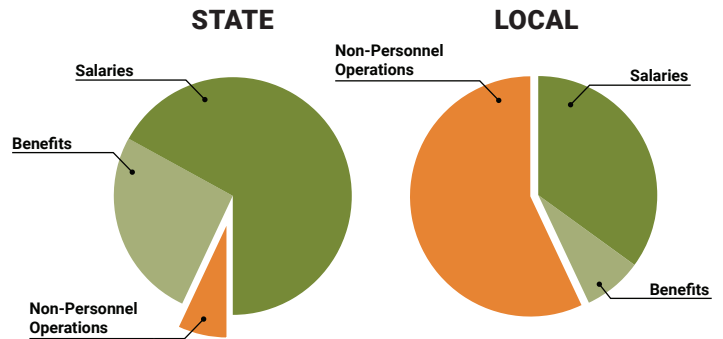
\$47,333

School System Spending

How did your school system spend state & local dollars?¹

	STATE SPENDING ^{2,3}	LOCAL SPENDING ²
Salaries	\$7,152,900	\$685,625
Benefits	\$2,737,361	\$149,292
Non-Personnel Operations	\$809,879	\$1,100,444
TOTAL	\$10,700,140	\$1,935,361

- ¹ Revenues and expenditures may contain nominal variances due to rounding
² Does not include debt service or capital outlay
³ Includes 10-mill match
⁴ Such as utilities, operations & maintenance, etc.



Only 8% of state funding is available for non-personnel expenditures⁴

Instructional Support



Educational Advancement & Technology Fund⁵

FY22	\$407,958
FY21	\$424,278
FY20	\$373,737

⁵ These one-time supplemental funds may be used for repairs and deferred maintenance, capital outlay, classroom instructional supplies, insurance for facilities, transportation, technology and school safety.

System Debt

TOTAL DEBT⁶	DEBT PER STUDENT
\$12,137,566	\$8,429

⁶ The debt totals in system audit reports may differ due to audit adjustments.



ALABAMA ASSOCIATION OF SCHOOL BOARDS

Sally Smith, J.D.
Executive Director

Tracey A. Meyer
Governmental Relations Coordinator

43 South Jackson Street
Montgomery, Alabama 36104

1-800-562-0601 | AlabamaSchoolBoards.org

@AlaSchoolBoards Facebook.com/AlabamaSchoolBoards